

August 2, 2014

To:
National Stock Exchange of India Limited (**Stock Code: FSL**)
Exchange Plaza,
Plot no. C/1, G Block,
Bandra-Kurla Complex,
Bandra (East)
Mumbai - 400 051.

BSE Limited (**Scrip Code: 532809**)
Phiroze Jeejeebhoy Towers,
Dalal Street,
Mumbai - 400 001

Sub: Disclosure of Voting Results of the 13th Annual General Meeting of the Company held on August 1, 2014, as per the requirements of Clause 35A of the Listing Agreement

Dear Madam/ Sir,

Pursuant to Clause 35A of the Listing Agreement, please find enclosed herewith the details of Voting Results of the Thirteenth Annual General Meeting of the Company held on Friday, August 1, 2014 at Manik Sabhagriha, 'Vishwakarma' M. D. Lotlikar Vidya Sankul, Opp. Lilavati Hospital, Bandra Reclamation, Mumbai 400 050

Further, the results are also published on the website of the Company i.e. www.firstsource.com

You are requested to take the above on record.

Thanking you,

For **Firstsource Solutions Limited**


Sanjay Gupta
SVP-Corporate Affairs & Company Secretary

cc:

National Securities Depository Limited	Central Depository Services (India) Ltd.
Trade World, A Wing Kamala Mills Compound, Lower Parel Mumbai - 400013.	17th Floor, P J Towers Dalal Street, Fort Mumbai - 400023

Details of Voting Results

Date of the Annual General Meeting	Friday, August 1, 2014
Total number of shareholders on record date (i.e. Monday, June 30, 2014)	145,528
No. of shareholders present in the meeting either in person or through proxy:	
a. Promoters and Promoter Group:	1
b. Public:	51
No. of Shareholders attended the meeting through Video Conferencing	Not Arranged
a. Promoters and Promoter Group:	Not Applicable
b. Public:	Not Applicable

AGENDA-WISE

The mode of voting on all resolutions was:

1. E-Voting conducted between 10.00 a.m., Saturday, July 26, 2014 to 7.00 p.m., Monday, July 28, 2014.
2. Physical Voting (through Ballot Papers) conducted at the AGM

The details of resolution wise voting are given in Annexure 1.

A

FIRSTSOURCE SOLUTIONS LIMITED
CIN: L64202MH2001PLC134147
Clause 35A (Physical and E-voting)


Annexure 1

Item No. 1. Adoption of audited Balance Sheet as at March 31, 2014, Profit and Loss Account for the year ended on that date, the Reports of the Board of Directors and Auditors thereon

Promoter/Public	No. of shares held	No. of votes polled	% of Votes Polled on outstanding shares (3)=[(2)/(1)]*100	No. of Votes in favour	No. of Votes - against	% of Votes in favour on votes polled (6)=[(4)/(2)]*100	% of Votes against on votes polled (7)=[(5)/(2)]*100
	1	2		4	5		
Promoter and Promoter Group	373,976,673	373,976,673	100.00	373,976,673	0	100	0
Public - Institutional holders	90,485,342	49,141,087	54.31	49,141,087	0	100	0
Public-Others	196,959,423	1,427,482	0.72	1,427,297	185	99.99	0.01
Total	661,421,438	424,545,242	64.187	424,545,057	185	100.00	0.00

Item No. 2. Re-appointment of Mr. Ananda Mukerji as a Director

Promoter/Public	No. of shares held	No. of votes polled	% of Votes Polled on outstanding shares (3)=[(2)/(1)]*100	No. of Votes in favour	No. of Votes - against	% of Votes in favour on votes polled (6)=[(4)/(2)]*100	% of Votes against on votes polled (7)=[(5)/(2)]*100
	1	2		4	5		
Promoter and Promoter Group	373,976,673	373,976,673	100.00	373,976,673	0	100	0
Public - Institutional holders	90,485,342	58,146,764	64.26	48,310,754	9,836,010	83.08	16.92
Public-Others	196,959,423	1,427,132	0.72	1,423,444	3,688	99.74	0.26
Total	661,421,438	433,550,569	65.548	423,710,871	9,839,698	97.73	2.27



Item No. 3. Re-appointment of Mr. Shashwat Goenka as a Director


Promoter/Public	No. of shares held	No. of votes polled	% of Votes Polled on outstanding shares (3)=[(2)/(1)]*100	No. of Votes in favour	No. of Votes – against	% of Votes in favour on votes polled (6)=[(4)/(2)]*100	% of Votes against on votes polled (7)=[(5)/(2)]*100
	1	2		4	5		
Promoter and Promoter Group	373,976,673	373,976,673	100.00	373,976,673	0	100	0
Public – Institutional holders	90,485,342	58,146,764	64.26	50,328,258	7,818,506	86.55	13.45
Public-Others	196,959,423	1,427,482	0.72	1,423,894	3,588	99.75	0.25
Total	661,421,438	433,550,919	65.548	425,728,825	7,822,094	98.20	1.80

Item No. 4. Re-appointment of Statutory Auditors

Promoter/Public	No. of shares held	No. of votes polled	% of Votes Polled on outstanding shares (3)=[(2)/(1)]*100	No. of Votes in favour	No. of Votes – against	% of Votes in favour on votes polled (6)=[(4)/(2)]*100	% of Votes against on votes polled (7)=[(5)/(2)]*100
	1	2		4	5		
Promoter and Promoter Group	373,976,673	373,976,673	100.00	373,976,673	0	100	0
Public – Institutional holders	90,485,342	58,146,764	64.26	58,146,764	-	100.00	0.00
Public-Others	196,959,423	1,427,382	0.72	1,424,666	2,716	99.81	0.19
Total	661,421,438	433,550,819	65.548	433,548,103	2,716	100.00	0.00

Item No. 5. Re-appointment of Mr. Y. H. Malegam as an Independent Director

Promoter/Public	No. of shares held	No. of votes polled	% of Votes Polled on outstanding shares (3)=[(2)/(1)]*100	No. of Votes in favour	No. of Votes – against	% of Votes in favour on votes polled (6)=[(4)/(2)]*100	% of Votes against on votes polled (7)=[(5)/(2)]*100
	1	2		4	5		
Promoter and Promoter Group	373,976,673	373,976,673	100.00	373,976,673	0	100	0
Public – Institutional holders	90,485,342	58,146,764	64.26	58,146,764	-	100.00	0.00
Public-Others	196,959,423	1,427,382	0.72	1,423,619	3,763	99.74	0.26
Total	661,421,438	433,550,819	65.548	433,547,056	3,763	100.00	0.00



Item No. 6. Appointment of Dr. Shailesh J Mehta as an Independent Director


Promoter/Public	No. of shares held	No. of votes polled	% of Votes Polled on outstanding shares (3)=[(2)/(1)]*100	No. of Votes in favour	No. of Votes – against	% of Votes in favour on votes polled (6)=[(4)/(2)]*100	% of Votes against on votes polled (7)=[(5)/(2)]*100
	1	2		4	5		
Promoter and Promoter Group	373,976,673	373,976,673	100.00	373,976,673	0	100	0
Public – Institutional holders	90,485,342	58,146,764	64.26	46,526,566	11,620,198	80.02	19.98
Public-Others	196,959,423	1,380,181	0.70	1,377,068	3,113	99.77	0.23
Total	661,421,438	433,503,618	65.541	421,880,307	11,623,311	97.32	2.68

Item No. 7. Appointment of Mr. Charles Miller Smith as an Independent Director

Promoter/Public	No. of shares held	No. of votes polled	% of Votes Polled on outstanding shares (3)=[(2)/(1)]*100	No. of Votes in favour	No. of Votes – against	% of Votes in favour on votes polled (6)=[(4)/(2)]*100	% of Votes against on votes polled (7)=[(5)/(2)]*100
	1	2		4	5		
Promoter and Promoter Group	373,976,673	373,976,673	100.00	373,976,673	0	100	0
Public – Institutional holders	90,485,342	49,437,100	54.64	39,898,309	9,538,791	80.71	19.29
Public-Others	196,959,423	1,426,782	0.72	1,423,860	2,922	99.80	0.20
Total	661,421,438	424,840,555	64.231	415,298,842	9,541,713	97.75	2.25

Item No. 8. Appointment of Mr. Donald W Layden Jr. as an Independent Director

Promoter/Public	No. of shares held	No. of votes polled	% of Votes Polled on outstanding shares (3)=[(2)/(1)]*100	No. of Votes in favour	No. of Votes – against	% of Votes in favour on votes polled (6)=[(4)/(2)]*100	% of Votes against on votes polled (7)=[(5)/(2)]*100
	1	2		4	5		
Promoter and Promoter Group	373,976,673	373,976,673	100.00	373,976,673	0	100	0
Public – Institutional holders	90,485,342	58,146,764	64.26	58,146,764	-	100.00	0.00
Public-Others	196,959,423	1,427,382	0.72	1,424,819	2,563	99.82	0.18
Total	661,421,438	433,550,819	65.548	433,548,256	2,563	100.00	0.00



Item No. 9. Appointment of Mr. Pradip Roy as an Independent Director

Promoter/Public	No. of shares held	No. of votes polled	% of Votes Polled on outstanding shares (3)=[(2)/(1)]*100	No. of Votes in favour	No. of Votes – against	% of Votes in favour on votes polled (6)=[(4)/(2)]*100	% of Votes against on votes polled (7)=[(5)/(2)]*100
	1	2		4	5		
Promoter and Promoter Group	373,976,673	373,976,673	100.00	373,976,673	0	100	0
Public – Institutional holders	90,485,342	58,146,764	64.26	58,146,764	0	100.00	0.00
Public-Others	196,959,423	1,427,131	0.72	1,423,968	3,163	99.78	0.22
Total	661,421,438	433,550,568	65.55	433,547,405	3,163	100.00	0.00

Item No. 10. Approval for Borrowing Powers (Special Resolution)

Promoter/Public	No. of shares held	No. of votes polled	% of Votes Polled on outstanding shares (3)=[(2)/(1)]*100	No. of Votes in favour	No. of Votes – against	% of Votes in favour on votes polled (6)=[(4)/(2)]*100	% of Votes against on votes polled (7)=[(5)/(2)]*100
	1	2		4	5		
Promoter and Promoter Group	373,976,673	373,976,673	100.00	373,976,673	0	100	0
Public – Institutional holders	90,485,342	58,146,764	64.26	58,146,764	0	100.00	0.00
Public-Others	196,959,423	1,427,182	0.72	1,317,838	109,344	92.34	7.66
Total	661,421,438	433,550,619	65.55	433,441,275	109,344	99.97	0.03

Item No. 11. Approval of Creation of Security (Special Resolution)

Promoter/Public	No. of shares held	No. of votes polled	% of Votes Polled on outstanding shares (3)=[(2)/(1)]*100	No. of Votes in favour	No. of Votes – against	% of Votes in favour on votes polled (6)=[(4)/(2)]*100	% of Votes against on votes polled (7)=[(5)/(2)]*100
	1	2		4	5		
Promoter and Promoter Group	373,976,673	373,976,673	100.00	373,976,673	0	100	0
Public – Institutional holders	90,485,342	58,146,764	64.26	58,146,764	0	100.00	0.00
Public-Others	196,959,423	1,427,182	0.72	1,318,847	108,335	92.41	7.59
Total	661,421,438	433,550,619	65.55	433,442,284	108,335	99.98	0.02



Item No. 12. Approval for Alteration of Articles of Association (Special Resolution)

Promoter/Public	No. of shares held	No. of votes polled	% of Votes Polled on outstanding shares (3)=[(2)/(1)]*100	No. of Votes in favour	No. of Votes - against	% of Votes in favour on votes polled (6)=[(4)/(2)]*100	% of Votes against on votes polled (7)=[(5)/(2)]*100
	1	2		4	5		
Promoter and Promoter Group	373,976,673	373,976,673	100.00	373,976,673	0	100	0
Public - Institutional holders	90,485,342	50,555,097	55.87	48,607,973	1,947,124	96.15	3.85
Public-Others	196,959,423	1,427,482	0.72	1,414,594	12,888	99.10	0.90
Total	661,421,438	425,959,252	64.40	423,999,240	1,960,012	99.54	0.46

